



KDAK Rally 2009

Information

Rutebog:

Kontrollér venligst rutebogens indhold:

Forord	Side 1
Tidsplan	Side 2
Oversigtskort	Side 3
Rutebog	Side 4 - 41

Protester mod manglende sider modtages ikke efter starten.

Service:

Service er kun tilladt på Cirkuspladsen, Smedemestervej i Fåborg.

Der må tankes under service.

Tankning på ruten:

Der er indlagt tankningsmulighed på ruten igennem Korinth, rutebogens side 14 - linie 4 og rutebogens side 37 - linie 4.

Kortudsnit:

De anvendte kortudsnit er IKKE alle målfaste, men kun principskitser.

Max.pauser:

Der er *Parc Fermé* i alle max. pauser.

Løbsledelsen:

Løbsledelsen kan træffes på følgende telefonnr. under arrangementet:

Kørerkontakt:	Peter Bentsen	+45 2127 9420
Afviklingsleder:	Jens Erik Jensen	+45 2176 0622
Løbsleder	Niels Erik Jørgensen	+45 4032 3123
Løbslederassistent:	Søren Andersen	+45 6011 1836



KDAK Rally 2009

Oversigtskort





KDAK Rally 2009

Tidsplan

Tidsplan KDAK Rally 2009

TimeControl	Location/sted	SS km	Rute	1. Bil	80. Bil	Total tid	Service	Neutral
TC 100	Parc Fermé ind - FTZ			11:50	13:10			
TC 101	Parc Fermé ud - FTZ			12:00	13:20	10		10
TC 1	Gammelskov		6,92	12:10	13:30	10		
SS-1	Gammelskov 1	7,13		12:13	13:33	3		3
TC 2	Søbo		2,21	12:25	13:45	12		
SS-2	Søbo 1	9,75		12:28	13:48	3		3
TC 3	Sollerup		15,70	12:58	14:18	30		
SS 3	Sollerup 1	3,33		13:01	14:21	3		3
TC 4	Gerup Skov		2,37	13:16	14:36	15		incl. Tanknin
SS 4	Gerup Skov 1	19,10		13:31	14:51	15		15
TC 5	Faaborg industri		6,20	14:01	15:21	30		
SS 5	Faaborg industri 1	3,10		14:04	15:24	3		3
TC 102	Service ind - Cirkuspladsen		0,18	14:10	15:30	6		
TC 103	Service ud / Max. pause ind FTZ			15:10	16:30		60	
TC 104	Max. pause ud FTZ		0,10	15:30	16:50	20		20 max
TC 6	Faaborg industri		0,85	15:34	16:54	4		
SS 6	Faaborg industri 2	3,10		15:37	16:57	3		3
TC 7	Gammelskov		7,10	15:52	17:12	15		
SS-7	Gammelskov 2	7,13		15:55	17:15	3		3
TC 8	Søbo		2,21	16:07	17:27	12		
SS-8	Søbo 2	9,75		16:10	17:30	3		3
TC 9	Sollerup		15,70	16:40	18:00	30		
SS 9	Sollerup 2	3,33		16:43	18:03	3		3
TC 10	Gerup Skov		2,37	16:58	18:18	15		incl. Tanknin
SS 10	Gerup Skov 2	19,10		17:13	18:33	15		15
TC 105	Mål Faaborg Hallen		4,75	17:40	19:00	27		
		84,82	66,66			290	60	84

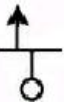



Alle tider er for første deltager



KDAK Rally 2009

Fra: **TC 100 - Parc Fermé Ind - FTZ**

Til: **TC 101 - Parc Fermé Ud - FTZ**

Idealtid	Længde	Km/t	100 % Asfalt / Tarmac 0 % Grus / Gravel					
10 Min	0,00 Km	0	Distance Total	Distance Del / Part	Retning/ Directions	Information	Hast./ Speed	Rest/ Remain
1	0,00			TC 100 - Parc Fermé Ind - FTZ			0,00	
2	0,00			TC 101 - Parc Fermé Ud - FTZ			0,00	





KDAK Rally 2009

Fra: **TC 101 - FTZ Faaborg**

Til: **TC 1 - Gammelskov SS 1**

Idealtid 10 Min	Længde 6,92 Km	Km/t 41	100 % Asfalt / Tarmac 0 % Grus / Gravel		
Distance Total	Distance Del / Part	Retning/ Directions	Information	Hast./ Speed	Rest/ Remain
0,00	0,00		TC 101 - Start FTZ		6,92
0,10	0,10				6,82
0,72	0,62		Odense 37		6,20
1,39	0,67		Odense 36		5,53
5,84	4,45		10 Brobyværk		1,08
6,81	0,97		4 Svanninge		0,11
6,92	0,11		TC 1 - Gammelskov		0,00



KDAK Rally 2009

SS 1 - Gammelskov

Asfalt	Længde total	Omgange	100 % Asfalt / Tarmac
7,13 Km	7,13 Km		0 % Grus / Gravel



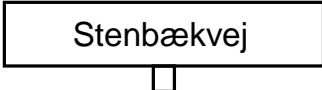








KDAK Rally 2009

Fra: **Start SS 1 - Gammelskov**

Til: **TC 2 - Søbo**





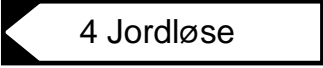

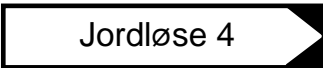

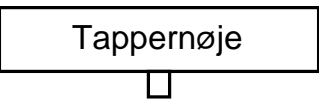


Idealtid	Længde	Km/t	100 % Asfalt / Tarmac 0 % Grus / Gravel		
12 Min	9,34 Km	46			
Distance Total	Distance Del / Part	Retning/ Directions	Information	Hast./ Speed	Rest/ Remain
1 0,00	0,00	↑	 Start SS 1		9,34
2 2,13	2,13	↘	 Haastrup 5		7,21
3 3,96	1,83	←	 Stenbækvej <input type="checkbox"/>		5,38
4 4,71	0,75	→	 Haastrup 3		4,63
5 5,30	0,59	→	 Østrup 1		4,04
6 6,90	1,60	↑	 Mål SS 1		2,44
7 7,13	0,23	↑	 Stop SS 1		2,21
8					
9					
10					



KDAK Rally 2009

Fra: **Start SS 1 - Gammelskov**

Til: **TC 2 - Søbo**

Idealtid	Længde	Km/t	100 % Asfalt / Tarmac 0 % Grus / Gravel		
12 Min	9,34 Km	46			
Distance Total	Distance Del / Part	Retning/ Directions	Information	Hast./ Speed	Rest/ Remain
1 7,13	0,00		 Stop SS 1		2,21
2 7,70	0,57		 4 Jordløse		1,64
3 7,76	0,06		 Jordløse 4		1,58
4 8,10	0,34		 Tappernøje		1,24
5 9,34	1,24		 TC 2 - Søbo		0,00
6					
7					
8					
9					
10					



KDAK Rally 2009

SS 2 Søbo

Asfalt	Længde total	Omgange	95 % Asfalt / Tarmac
9,75 Km	9,75 Km		5 % Grus / Gravel









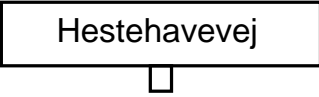




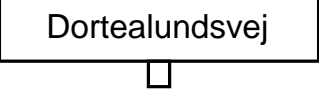








KDAK Rally 2009

Fra: **Start SS 2 - Søbo**

Til: **TC 3 - Sollerup**





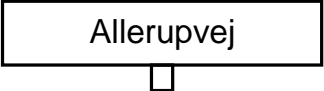



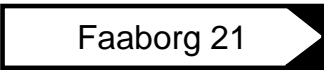


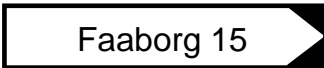

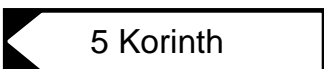


Idealtid	Længde	Km/t	95 % Asfalt / Tarmac 5 % Grus / Gravel					
30 Min	25,45 Km	50	Distance Total	Distance Del / Part	Retning/ Directions	Information	Hast./ Speed	Rest/ Remain
1	0,00			0,00		 Start SS 2		25,45
2	1,00			1,00		 3 Jordløse		24,45
3	2,30			1,30		Chikane!		23,15
4	3,22			0,92		 Søbo Løkker 2		22,23
5	4,45			1,23		 Hestehavevej		21,00
6	5,65			1,20				19,80
7	5,83			0,18		 1 Brobyskov		19,62
8	7,13			1,30		 Dortealundsvej		18,32
9	9,55			2,42		 Mål SS 2		15,90
10	9,75			0,20		 Stop SS 2		15,70



KDAK Rally 2009

Fra: **Start SS 2 - Søbo**

Til: **TC 3 - Sollerup**

Idealtid	Længde	Km/t	95 % Asfalt / Tarmac 5 % Grus / Gravel		
30 Min	25,45 Km	50			
Distance Total	Distance Del / Part	Retning/ Directions	Information	Hast./ Speed	Rest/ Remain
1 9,75	0,00		 Stop SS 2		15,70
2 10,00	0,25				15,45
3 11,15	1,15				14,30
4 12,16	1,01				13,29
5 17,65	5,49				7,80
6 25,30	7,65				0,15
7 25,45	0,15		 TC 3 - Sollerup		0,00
8					
9					
10					



KDAK Rally 2009

SS 3 - Sollerup

Asfalt	Længde total	Omgange	100 % Asfalt / Tarmac
3,33 Km	3,33 Km		0 % Grus / Gravel








KDAK Rally 2009

Fra: **Start SS 3 - Sollerup**

Til: **TC 4 - Gerup Skov**




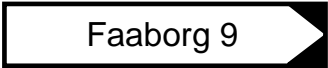




Idealtid	Længde	Km/t	100 % Asfalt / Tarmac 0 % Grus / Gravel		
15 Min	5,70 Km	22			
Distance Total	Distance Del / Part	Retning/ Directions	Information	Hast./ Speed	Rest/ Remain
1 0,00	0,00	↑ ○	 Start SS 3		5,70
2 1,89	1,89	← ○	<div style="border: 1px solid black; padding: 5px; display: inline-block;">Sollerupvej</div> □		3,81
3 3,15	1,26	↑ ○	 Mål SS 3		2,55
4 3,33	0,18	↑ ○	 Stop SS 3		2,37
5					
6					
7					
8					
9					
10					



KDAK Rally 2009

Fra: **SS 3 - Sollerup**

Til: **TC 4 - Gerup Skov**

Idealtid 15 Min	Længde 5,70 Km	Km/t 22	100 % Asfalt / Tarmac 0 % Grus / Gravel		
Distance Total	Distance Del / Part	Retning/ Directions	Information	Hast./ Speed	Rest/ Remain
1 3,33	0,00	↑ ○	 Stop SS 3		2,37
2 3,48	0,15	↑ ○			2,22
3 4,28	0,80	← ○			1,42
4 4,71	0,43	← ○	Tankning muligt hos Refueling possible by 		0,99
5 4,76	0,05	→ ○	Ud fra tankningszone Leaving Refueling zone 		0,94
6 5,52	0,76	← ○			0,18
7 5,70	0,18	↑ ○	 TC 4 - Gerup Skov		0,00
8					
9					
10					



KDAK Rally 2009

SS 4 - Gerup Skov

Asfalt	Længde total	Omgange	100 % Asfalt / Tarmac
19,10 Km	19,10 Km	2,3 + udk.	0 % Grus / Gravel





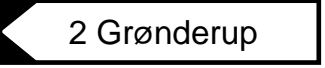

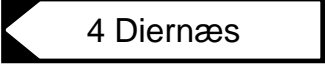
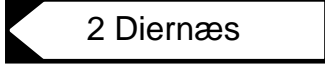

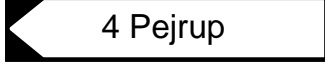




KDAK Rally 2009

Fra: **Start SS 4 - Gerup Skov**

Til: **TC 5 - Faaborg Industri**





Idealtid 30 Min	Længde 25,30 Km	Km/t 50	100 % Asfalt / Tarmac 0 % Grus / Gravel		
Distance Total	Distance Del / Part	Retning/ Directions	Information	Hast./ Speed	Rest/ Remain
0,00	0,00	↑	 Start SS 4		25,30
2,00	2,00	←	 2 Grønderup		23,30
4,57	2,57	←	 2 Nyløkke		20,73
7,50	2,93	←	 4 Diernæs		17,80
9,50	2,00	←	 2 Grønderup		15,80
12,07	2,57	←	 2 Nyløkke		13,23
15,00	2,93	←	 4 Diernæs		10,30
17,00	2,00	↑	 2 Diernæs		8,30
17,51	0,51	←	 Holstenshus		7,79
18,16	0,65	←	 4 Pejrup		7,14



KDAK Rally 2009

Fra: **Start SS 4 - Gerup Skov**

Til: **TC 5 - Faaborg Industri**





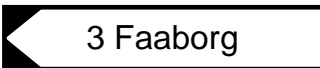



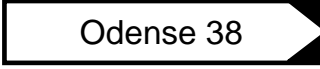


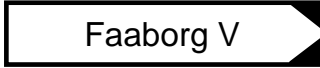

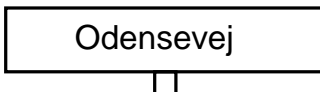




Idealtid	Længde	Km/t	100 % Asfalt / Tarmac 0 % Grus / Gravel		
30 Min	25,30 Km	50			
Distance Total	Distance Del / Part	Retning/ Directions	Information	Hast./ Speed	Rest/ Remain
11 18,88	0,72		 Mål SS 4		6,42
12 19,10	0,22		 Stop SS 4		6,20
13					
14					
15					
16					
17					
18					
19					
20					



KDAK Rally 2009

Fra: **Start SS 4 - Gerup Skov**

Til: **TC 5 - Faaborg Industri**

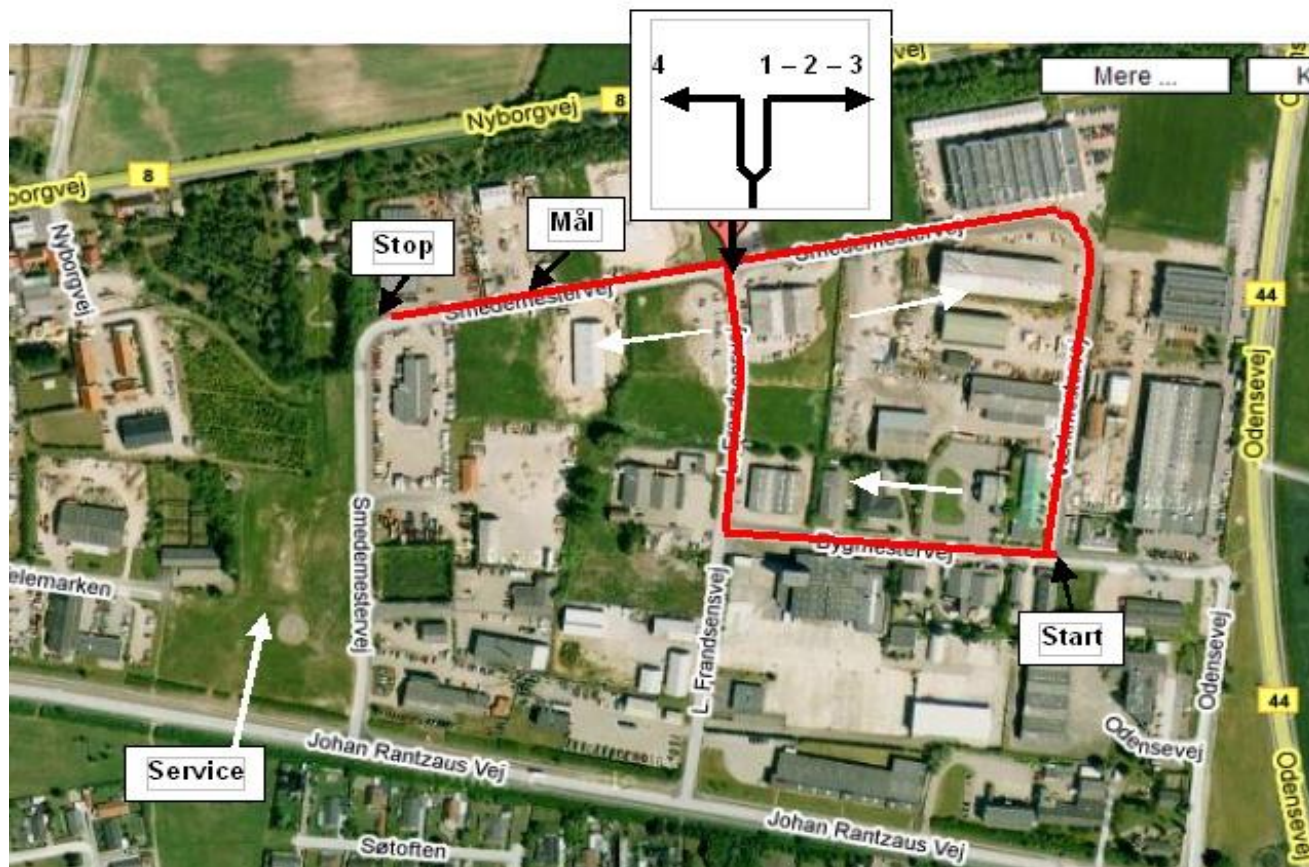
Idealtid 30 Min	Længde 25,30 Km	Km/t 50	100 % Asfalt / Tarmac 0 % Grus / Gravel				
Distance Total	Distance Del / Part	Retning/ Directions	Information			Hast./ Speed	Rest/ Remain
1 19,10	0,00			Stop SS 4			6,20
2 19,57	0,47		 3 Faaborg				5,73
3 22,92	3,35						2,38
4 23,41	0,49		 Odense 38				1,89
5 24,96	1,55		 Faaborg V				0,34
6 25,06	0,10		 Odensevej 				0,24
7 25,30	0,24			TC 5 - Faaborg Industri			0,00
8							
9							
10							



KDAK Rally 2009

SS 5 - Faaborg Industri

Asfalt	Længde total	Omgange	100 % Asfalt / Tarmac
3,10 Km	3,10 Km	3½	0 % Grus / Gravel












KDAK Rally 2009

Fra: **Start SS 5 - Faaborg Industri**

Til: **TC 102 - Service ind**



Idealtid	Længde	Km/t	100 % Asfalt / Tarmac 0 % Grus / Gravel		
6 Min	3,28 Km	32			
Distance Total	Distance Del / Part	Retning/ Directions	Information	Hast./ Speed	Rest/ Remain
1 0,00	0,00	↑ ○	 Start SS 5		3,28
2 0,21	0,21	→ ○	L. Frandsensvej □		3,07
3 0,38	0,17	→ ○	Værkmestervej □		2,90
4 0,82	0,44	→ ○			2,46
5 1,03	0,21	→ ○	L. Frandsensvej □		2,25
6 1,20	0,17	→ ○	Værkmestervej □		2,08
7 1,64	0,44	→ ○			1,64
8 1,85	0,21	→ ○	L. Frandsensvej □		1,43
9 2,02	0,17	→ ○	Værkmestervej □		1,26
10 2,46	0,44	→ ○			0,82

**KDAK Rally 2009**Fra: **Start SS 6 Faaborg Industri**Til: **TC 102 - Service ind**

Idealtid	Længde	Km/t	100 % Asfalt / Tarmac 0 % Grus / Gravel		
6 Min	3,28 Km	32			
Distance Total	Distance Del / Part	Retning/ Directions	Information	Hast./ Speed	Rest/ Remain
11 2,67	0,21		L. Frandsensvej		0,61
12 2,84	0,17		Smedemestervej		0,44
13 2,97	0,13		 Mål SS 5		0,31
14 3,10	0,13		 Stop SS 5		0,18
15					
16					
17					
18					
19					
20					



KDAK Rally 2009	
Fra:	Start SS 5 - Faaborg Industri
Til:	TC 102 - Service ind

Idealtid	Længde	Km/t	100 % Asfalt / Tarmac 0 % Grus / Gravel		
6 Min	3,28 Km	32			
Distance Total	Distance Del / Part	Retning/ Directions	Information	Hast./ Speed	Rest/ Remain
1 3,10	0,00	↑	 Stop SS 5		0,18
2 3,28	0,18	↑	 TC 102 - Service Ind		0,00









KDAK Rally 2009

Fra: **TC 103 - Service ud / Max. pause ind**

Til: **TC 104 - Max. pause ud**

Idealtid	Længde	Km/t	100 % Asfalt / Tarmac 0 % Grus / Gravel		
20 Min	0,10 Km	0			
Distance Total	Distance Del / Part	Retning/ Directions	Information	Hast./ Speed	Rest/ Remain
1 0,00	0,00		 TC 103 - Service ud/Max. pause ind		0,10
2 0,10	0,10		 TC 104 - Max. pause ud		0,00













KDAK Rally 2009

Fra: **TC 104 - Max. pause ud - FTZ**

Til: **TC 6 - Faaborg Industri**

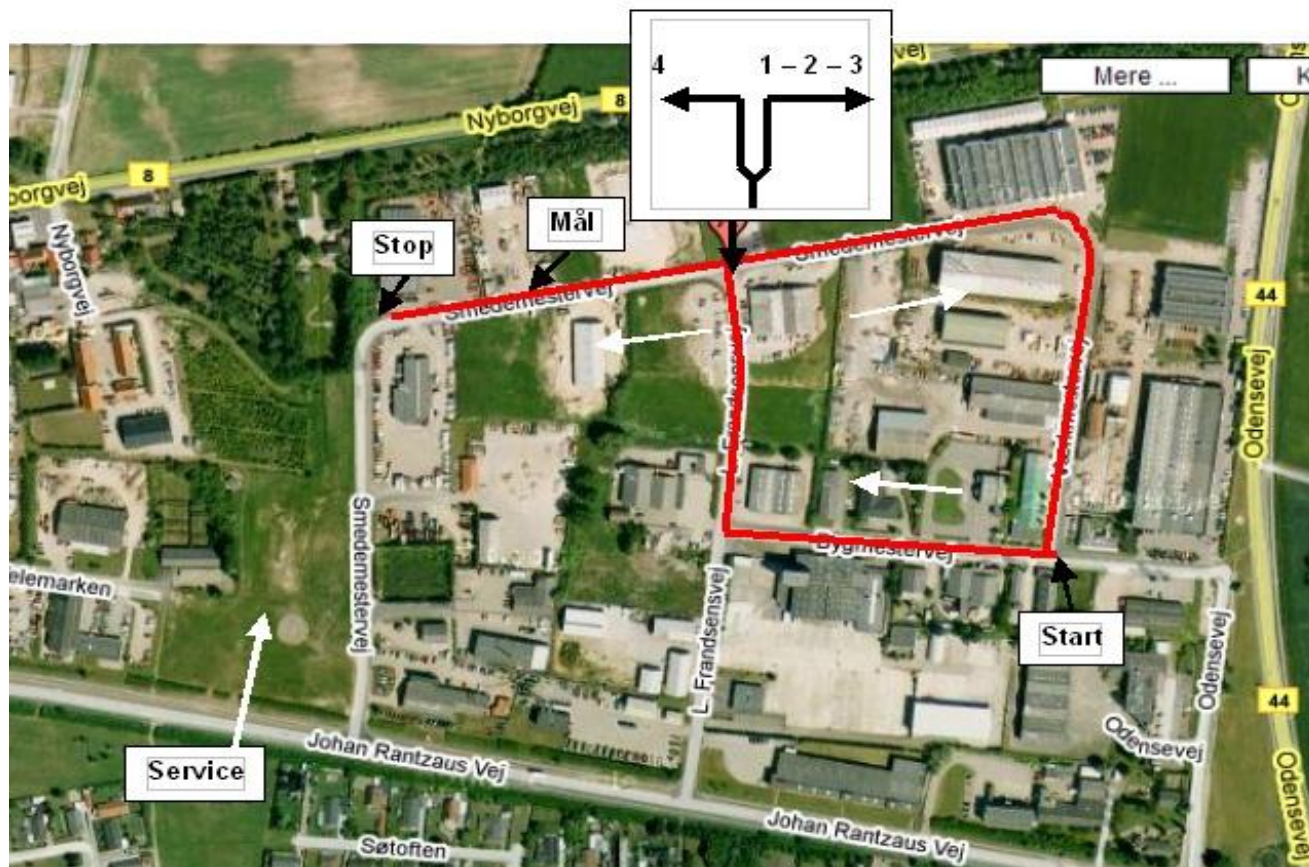
Idealtid	Længde	Km/t	100 % Asfalt / Tarmac 0 % Grus / Gravel		
4 Min	0,85 Km	12			
Distance Total	Distance Del / Part	Retning/ Directions	Information	Hast./ Speed	Rest/ Remain
1 0,00	0,00		 TC 104 - Max. Pause ud - FTZ		0,85
2 0,08	0,08				0,77
3 0,61	0,53		<div style="border: 1px solid black; padding: 5px; display: inline-block;">Odensevej</div> 		0,24
4 0,85	0,24		 TC 6 - Faaborg Industri		0,00
5					
6					
7					
8					
9					
10					



KDAK Rally 2009

SS 6 - Faaborg Industri

Asfalt	Længde total	Omgange	100 % Asfalt / Tarmac
3,10 Km	3,10 Km	3½	0 % Grus / Gravel






KDAK Rally 2009

Fra: **Start SS 6 - Faaborg Industri 2**

Til: **TC 7 - Gammelskov 2**



Idealtid 15 Min	Længde 10,20 Km	Km/t 40	100 % Asfalt / Tarmac 0 % Grus / Gravel		
Distance Total	Distance Del / Part	Retning/ Directions	Information	Hast./ Speed	Rest/ Remain
0,00	0,00	↑	 Start SS 6		10,20
0,21	0,21	→	L. Frandsensvej □		9,99
0,38	0,17	→	Værkmestervej □		9,82
0,82	0,44	→			9,38
1,03	0,21	→	L. Frandsensvej □		9,17
1,20	0,17	→	Værkmestervej □		9,00
1,64	0,44	→			8,56
1,85	0,21	→	L. Frandsensvej □		8,35
2,02	0,17	→	Værkmestervej □		8,18
2,46	0,44	→			7,74



KDAK Rally 2009

Fra: **Start SS 6 Faaborg Industri**

Til: **TC 7 - Gammelskov 2**





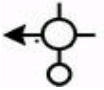
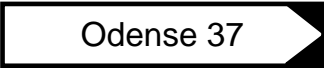

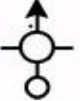
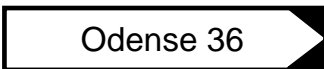


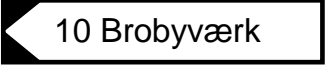

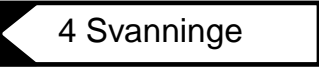


Idealtid	Længde	Km/t	100 % Asfalt / Tarmac 0 % Grus / Gravel					
15 Min	10,20 Km	40	Distance Total	Distance Del / Part	Retning/ Directions	Information	Hast./ Speed	Rest/ Remain
11	2,67	0,21			L. Frandsensvej		7,53	
12	2,84	0,17			Smedemestervej		7,36	
13	2,97	0,13			 Mål SS 6		7,23	
14	3,10	0,13			 Stop SS 6		7,10	
15								
16								
17								
18								
19								
20								



KDAK Rally 2009

Fra: **Start SS 6 - Faaborg Industri 2**

Til: **TC 7 - Gammelskov 2**

Idealtid	Længde	Km/t	100 % Asfalt / Tarmac 0 % Grus / Gravel		
15 Min	10,20 Km	40			
Distance Total	Distance Del / Part	Retning/ Directions	Information	Hast./ Speed	Rest/ Remain
1 3,10	0,00		 Stop SS 6 - Faaborg Industri 2		7,10
2 3,38	0,28				6,82
3 4,00	0,62				6,20
4 4,67	0,67				5,53
5 9,12	4,45				1,08
6 10,09	0,97				0,11
7 10,20	0,11		 TC 7 - Gammelskov 2		0,00
8					
9					
10					



KDAK Rally 2009

SS 7 - Gammelskov 2

Asfalt	Længde total	Omgange	100 % Asfalt / Tarmac
7,13 Km	7,13 Km		0 % Grus / Gravel






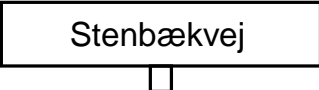













KDAK Rally 2009

Fra: Start SS 7 - Gammelskov 2

Til: TC 8 - Søbo




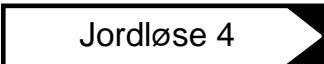
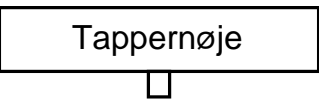

Idealtid	Længde	Km/t	100 % Asfalt / Tarmac 0 % Grus / Gravel		
12 Min	9,34 Km	46			
Distance Total	Distance Del / Part	Retning/ Directions	Information	Hast./ Speed	Rest/ Remain
1 0,00	0,00		 Start SS 7		9,34
2 2,13	2,13		 Haastrup 5		7,21
3 3,96	1,83		 Stenbækvej 		5,38
4 4,71	0,75		 Haastrup 3		4,63
5 5,30	0,59		 Østrup 1		4,04
6 6,90	1,60		 Mål SS 7		2,44
7 7,13	0,23		 Stop SS 7		2,21
8					
9					
10					



KDAK Rally 2009

Fra: Start SS 7 - Gammelskov 2

Til: TC 8 Søbo

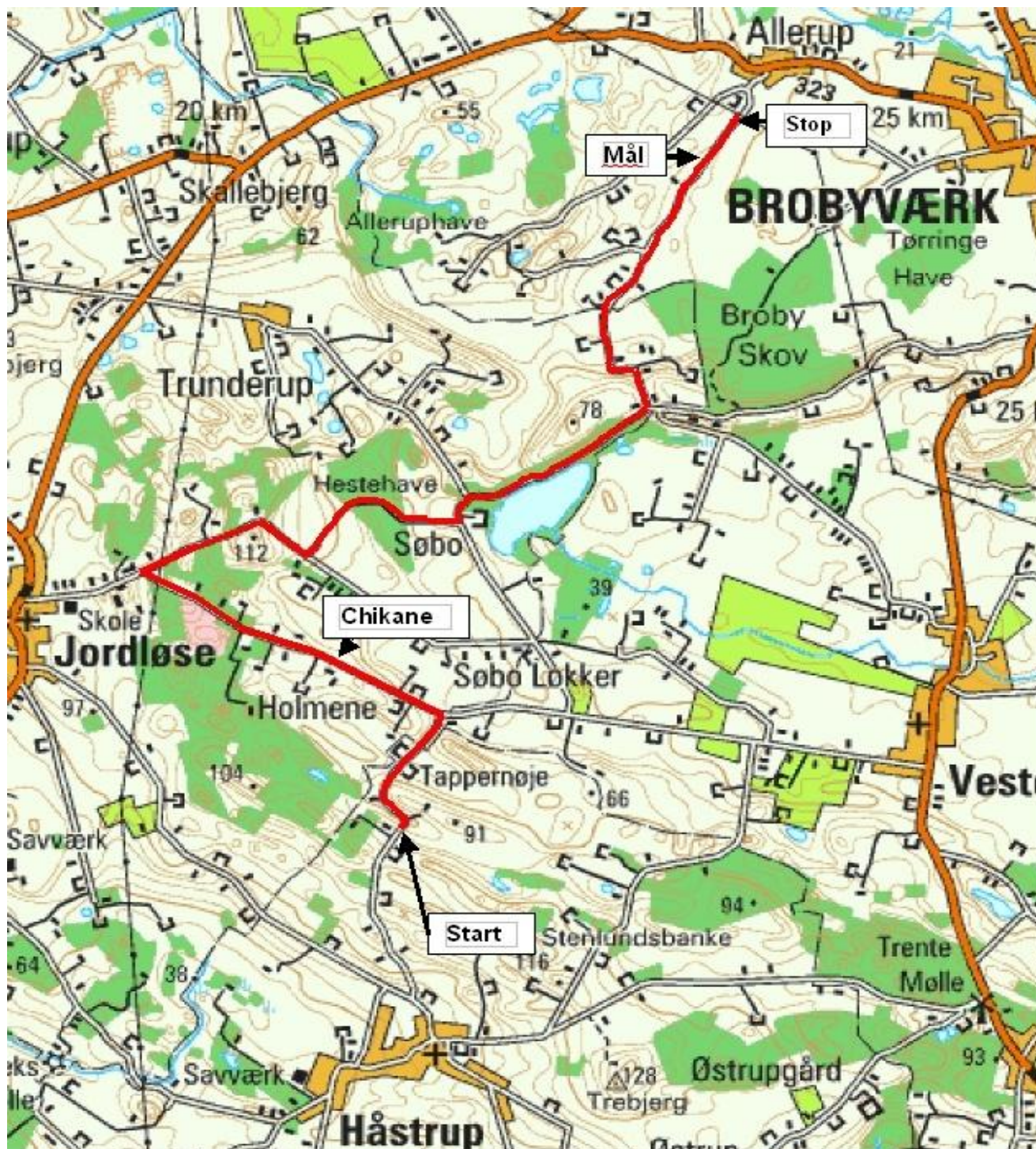
Idealtid	Længde	Km/t	100 % Asfalt / Tarmac 0 % Grus / Gravel		
12 Min	9,34 Km	46			
Distance Total	Distance Del / Part	Retning/ Directions	Information	Hast./ Speed	Rest/ Remain
1 7,13	0,00	↑	 Stop SS 7		2,21
2 7,70	0,57	←	 4 Jordløse		1,64
3 7,76	0,06	→	 Jordløse 4		1,58
4 8,10	0,34	→	 Tappernøje		1,24
5 9,34	1,24	↑	 TC 8 - Søbo		0,00
6					
7					
8					
9					
10					



KDAK Rally 2009

SS 8 - Søbo 2

Asfalt	Længde total	Omgange	95 % Asfalt / Tarmac
9,75 Km	9,75 Km		5 % Grus / Gravel





KDAK Rally 2009

Fra: **Start SS 8 - Søbo 2**

Til: **TC 9 - Sollerup**





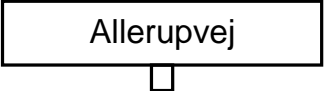



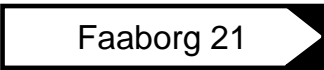


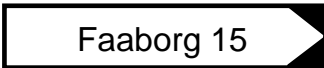

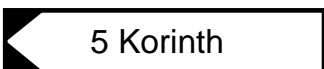


Idealtid 30 Min	Længde 25,45 Km	Km/t 50	95 % Asfalt / Tarmac 5 % Grus / Gravel		
Distance Total	Distance Del / Part	Retning/ Directions	Information	Hast./ Speed	Rest/ Remain
1 0,00	0,00		Start SS 8		25,45
2 1,00	1,00		3 Jordløse		24,45
3 2,30	1,30		Chikane!		23,15
4 3,22	0,92		Søbo Løkker 2		22,23
5 4,45	1,23		Hestehavevej		21,00
6 5,65	1,20				19,80
7 5,83	0,18		1 Brobyskov		19,62
8 7,13	1,30		Dortealundsvej		18,32
9 9,55	2,42		Mål SS 8		15,90
10 9,75	0,20		Stop SS 8		15,70



KDAK Rally 2009

Fra: **Start SS 8 - Søbo 2**

Til: **TC 9 - Sollerup**

Idealtid	Længde	Km/t	95 % Asfalt / Tarmac 5 % Grus / Gravel		
30 Min	25,45 Km	50			
Distance Total	Distance Del / Part	Retning/ Directions	Information	Hast./ Speed	Rest/ Remain
1 9,75	0,00		 Stop SS 8		15,70
2 10,00	0,25				15,45
3 11,15	1,15				14,30
4 12,16	1,01				13,29
5 17,65	5,49				7,80
6 25,30	7,65				0,15
7 25,45	0,15		 TC 9 - Sollerup		0,00
8					
9					
10					



KDAK Rally 2009

SS 9 - Sollerup 2

Asfalt	Længde total	Omgange	100 % Asfalt / Tarmac
3,33 Km	3,33 Km		0 % Grus / Gravel


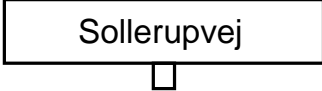






KDAK Rally 2009

Fra: **Start SS 9 - Sollerup 2**

Til: **TC 10 - Gerup Skov**







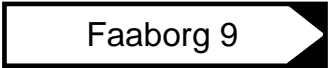






Idealtid 15 Min	Længde 5,70 Km	Km/t 22	100 % Asfalt / Tarmac 0 % Grus / Gravel		
Distance Total	Distance Del / Part	Retning/ Directions	Information	Hast./ Speed	Rest/ Remain
0,00	0,00	↑	 Start SS 9		5,70
1,89	1,89	←	 Sollerupvej		3,81
3,15	1,26	↑	 Mål SS 9		2,55
3,33	0,18	↑	 Stop SS 9		2,37



KDAK Rally 2009

Fra: **Start SS 9 - Sollerup 2**

Til: **TC 10 - Gerup Skov**

Idealtid 15 Min	Længde 5,70 Km	Km/t 22	100 % Asfalt / Tarmac 0 % Grus / Gravel		
Distance Total	Distance Del / Part	Retning/ Directions	Information	Hast./ Speed	Rest/ Remain
1 3,33	0,00		 Stop SS 3		2,37
2 3,48	0,15				2,22
3 4,28	0,80				1,42
4 4,71	0,43		Tankning muligt hos Refueling possible by OK		0,99
5 4,76	0,05		Ud fra tankningszone Leaving refuelingzone OK		0,94
6 5,52	0,76				0,18
7 5,70	0,18		 TC 10 - Gerup Skov		0,00
8					
9					
10					



KDAK Rally 2009

SS 10 - Gerup Skov

Asfalt	Længde total	Omgange	100 % Asfalt / Tarmac
19,10 Km	19,10 Km	2,3 + udk.	0 % Grus / Gravel








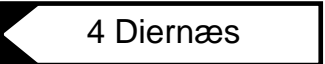

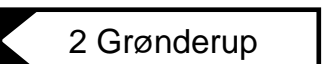

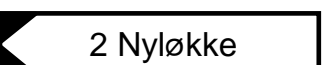

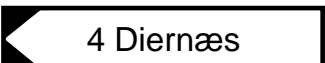

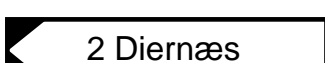



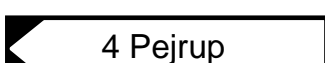




KDAK Rally 2009

Fra: **Start SS 10 - Gerup Skov 2**

Til: **TC 105 - Mål Faaborg Hallen**



Idealtid 27 Min	Længde 23,85 Km	Km/t 53	100 % Asfalt / Tarmac 0 % Grus / Gravel		
Distance Total	Distance Del / Part	Retning/ Directions	Information	Hast./ Speed	Rest/ Remain
0,00	0,00		 Start SS 10		23,85
2,00	2,00		 2 Grønderup		21,85
4,57	2,57		 2 Nyløkke		19,28
7,50	2,93		 4 Diernæs		16,35
9,50	2,00		 2 Grønderup		14,35
12,07	2,57		 2 Nyløkke		11,78
15,00	2,93		 4 Diernæs		8,85
17,00	2,00		 2 Diernæs		6,85
17,51	0,51		 Holstenshus		6,34
18,16	0,65		 4 Pejrup		5,69



KDAK Rally 2009

Fra: Start SS 10 - Gerup Skov 2

Til: TC 105 - Mål Faaborg Hallen





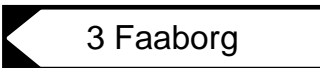




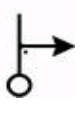


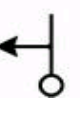

Idealtid	Længde	Km/t	100 % Asfalt / Tarmac 0 % Grus / Gravel		
27 Min	23,85 Km	53			
Distance Total	Distance Del / Part	Retning/ Directions	Information	Hast./ Speed	Rest/ Remain
11 18,88	0,72	↑ ○	 Mål SS 10		4,97
12 19,10	0,22	↑ ○	 Stop SS 10		4,75
13					
14					
15					
16					
17					
18					
19					
20					



KDAK Rally 2009

Fra: Start SS 10 - Gerup Skov 2

Til: TC 105 - Mål Faaborg Hallen

Idealtid	Længde	Km/t	100 % Asfalt / Tarmac 0 % Grus / Gravel		
27 Min	23,85 Km	53			
Distance Total	Distance Del / Part	Retning/ Directions	Information	Hast./ Speed	Rest/ Remain
1 19,10	0,00		 Stop SS 10		4,75
2 19,57	0,47		 3 Faaborg		4,28
3 22,92	3,35				0,93
4 23,41	0,49		 Centrum S		0,44
5 23,60	0,19		 Faaborg Hallen		0,25
6 23,75	0,15		TC 105 - Målrampe		0,10
7 23,85	0,10		 Parc Fermé/Faaborg Hallen		0,00
8			Følg official anvisninger		
9			Please follow the instructions from the official		
10					